

***“A Better Door
at a Better Price”***



PROGRESSIVE WOODWORKS, INC.

C u s t o m C a b i n e t D o o r s

667 Main Street • P.O. Box 412 • Suwanee, GA 30024 • 770-945-3850 Shop • 770-945-8804 Fax


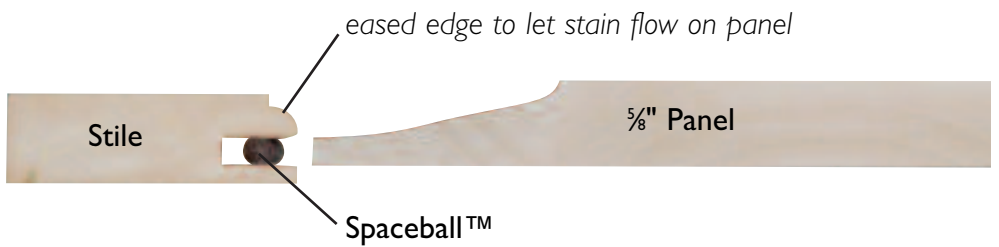
www.progressivewoodwork.com



Progressive Woodworks Inc. is your basic cabinet door shop. We don't have all the edge profiles that the big shops have, but we do work closer with each customer. The person who takes your phone order is the one who cuts it out.

Our overhead is low and we buy material in enough quantity to compete with anyone in the door business. Our quality control and turn around time can't be beat. That's how we came about our slogan: "A better door at a better price."

CONSTRUCTION TECHNIQUE



Stiles & rails have beaded design
 5/8" Cope and Stick
 2 3/8" Standard Width



We use **Spaceball™** construction to help

- eliminate panel rattle
- center panels
- expand and contract with humidity

RAISED PANEL. DESIGNS



White
Maple

■ **SQ-R-P**

2³/₈" Standard
Frame



Red Oak

■ **Cathedral Arch**

4³/₈" Top Rail, 2"
Rise, 2³/₈" Stile and
Bottom Rail



Cherry

■ **Eyebrow Arch**

3⁷/₈" Top Rail, 1" Rise



Alder

■ **Traditional**

3³/₄" Top Rail, 1¹/₂"
Rise



Hickory

■ **Neoclassic**

3¹/₄" Top Rail, 1"
Rise, (similar to
Eyebrow, except
shoulders are
eased on top rail)



Birch

■ **French**

4¹/₄" Top Rail, 2" Rise

RAISED PANEL. DESIGNS



■ All doors available in *Glass Frame* in any design



■ All doors available with mullions in any design



■ All doors available *Double Arched* in any design




■ **Left Hand**


■ **Right Hand**

4¾" Top Rail, 2½" Rise

- Our mitered doors and drawer fronts are made using a CNC machine producing a hidden mortise and tenon joint



- Once the pieces are glued and pneumatically clamped, the door is assembled using time-proven techniques, making it ready for years of service.



MITERED DESIGNS



■
**Maple
Double Cut
Panel**



■
**Alder
Cove
Panel**



■
**Maple
Waterfall
Panel**



■
**Maple
Traditional
Panel**





■
**Maple
Beaded
Raised
Panel**





■
**Maple
Beaded
Panel**





■ Actual size for moldings



■ Custom edges can be applied



SPECIALTY PRODUCTS



■ Custom Raised End Panels

Choice of top and bottom rail width

Arch designs available

Choice of distance above arch



■ Base Cabinet End Panels

Choice of stile & rail widths and number of panels



■ Oven End Panels

Choice of stile & rail widths and number of panels



■ Raised Panel Walls

Up to 108" long
Choice of stile & rail widths and number of panels



■ **Arched Raised Panel Valances**
for venthoods, bookcase headers, etc.

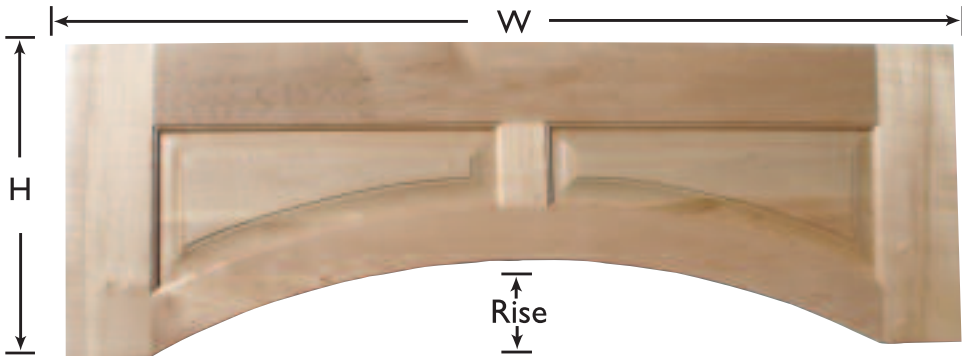
Maple

30
36
42

x 13.5
Standard Sizes

4" Top Rail
4" Rise

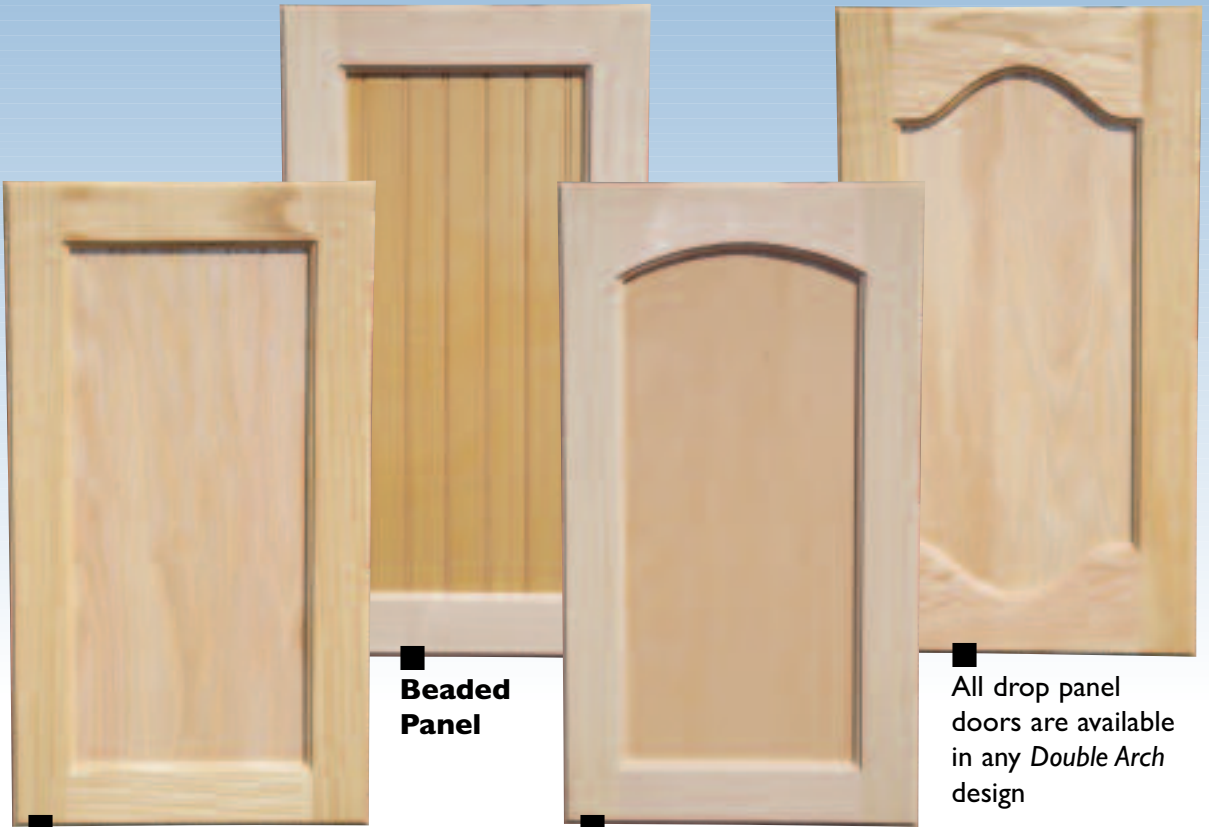
Custom sizes require extra time. We need w x h + rise and size of stiles, rails, etc. Call for help with any questions.



*note: grain runs horizontally (lef to right)



DROP PANEL DESIGNS




■ **Square Drop/Flat Panel**
2 $\frac{3}{8}$ " Frame

■ **Beaded Panel**

■ All drop panel doors are available in any *Arch* design

■ All drop panel doors are available in any *Double Arch* design

DRAWER FRONTS




■ **Raised Panel**
2 $\frac{3}{8}$ " Standard Stile
1 $\frac{3}{4}$ " Rails
6" Minimum Height

■ **Slab**
Solid wood sanded and lipped to match doors

■ **Shaker**
6" Minimum Height


SHAKER DOORS

- Stile & Rails have No Profile
1/2" Cope & Stick
2 3/8" Standard Width
- Available with plywood or solid wood panels
- Available with or without mullion



PROFILES

Panel Profiles



Door Edge Profiles



Virtually any lip is available in quantity

Orders

may be placed by phone, fax, or mail. Order by door size, *NOT* by opening size.

Payment Terms:

All orders — First order, deposit may be required. Company check or cash due upon delivery. A 1½% monthly service charge will be assessed on past due accounts. \$20.00 will be charged for returned checks.

Cancellations/Changes:

All changes or cancellations must be made before production begins.

Warranty:

All doors are guaranteed to be of good materials and workmanship, free from defects which render them unserviceable for the use for which they are intended. Natural variations in color and/or texture of wood or seams in plywood panels are *NOT* to be considered defects. Doors must *NOT* be stored in areas subject to abnormal heat, cold, dryness, or humidity. Doors are unfinished and must be sealed immediately upon receipt. Any item claimed to be defective must be returned to us before credit can be issued.